

MV 100 bV MV 125 bV MV 150 bV Series



Application

- Decoration of supply and exhaust vents of public, residential and industrial ventilation systems.
- Used for correct air flow distribution in premises.
- Wall or ceiling mounting.

Design

- Made of quality and durable plastic.
- Fixing with screws or glue.
- Modifications with air flow regulator and a protecting insect screen are available.

Colour modifications



Modifications

MV 100 bV, MV 125 bV, MV 150 bV - round grilles with a flange (bV)



- Fitted with a round connecting flange for mounting to Ø 100 mm (MV 100 bV), Ø 125 mm (MV 125 bV) or Ø 150 mm (MV 150 bV) air ducts.
- MV 100 bVs, MV 125 bVs, MV 150 bVs - models with a protecting insect screen.



MV 100 bVR, MV 125 bVR, MV 150 bVR - models with a round flange and air flow regulator (bVR)



- Fitted with a round connecting flange for mounting to Ø 100 mm (MV 100 bVR), Ø 125 mm (MV 125 bVR) or Ø 150 mm (MV 150 bVR) air ducts.
- Equipped with a movable flap for air flow regulation with a slider.
- MV 100 bVRs, MV 125 bVRs, MV 150 bVRs - grilles with a protecting insect screen.



MV 125 bVRD, MV 150 bVRD - models with air flow regulator and four-element connecting flange (bVRD)



- Equipped with four-element connecting flange with adjustable diameter for connection to Ø 100-125 mm (MV 125 bVRD) and Ø 100-150 mm (MV 150 bVRD) round air ducts.
- Equipped with a movable flap for air flow regulation with a slider.



Overall dimensions

Model	Dimensions, [mm]				Air pass, [m ²]	Fig. no.
	L	B	D1	D		
MV 100 bV	29	118	100	128	0,004	1, 2
MV 100 bVR	29	118	100	128	0,005	1, 3
MV 125 bV	29	148	125	160	0,0065	1, 2
MV 125 bVR	29	148	125	160	0,005	1, 3
MV 125 bVRD	45	148	100-125	160	0,005	1, 4
MV 150 bV	29	176	150	200	0,01	1, 2
MV 150 bVR	29	176	150	200	0,005	1, 3
MV 150 bVRD	45	176	100-150	200	0,005	1, 4

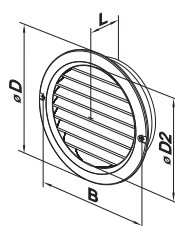


Fig. 1

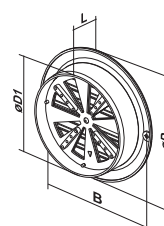


Fig. 3

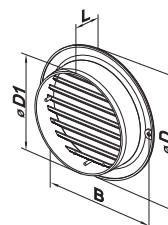


Fig. 2

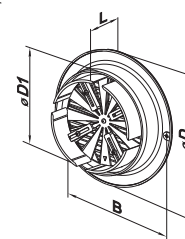


Fig. 4