

MV 100 Series



Modifications

Application

- Decoration of supply and exhaust vents of public, residential and industrial ventilation systems.
- Used for correct air flow distribution in premises.
- Wall or ceiling mounting.

Design

- Made of quality and durable plastic.
- Multi-element structure. The internal part is fixed to the base with latches for easy cleaning without dismantling.
- Screw fixing.
- The grille has slanted vanes.

Colour modifications



white brown grey beige mahogany lightwood black

MV 100 - basic modification



- Wall or ceiling mounting.
- **MV 100 s** - model with a protecting insect screen.



MV 100 R - model with air flow regulator (R)



- Equipped with a movable flap for air flow regulation.
- Air pass is regulated with a tilt wand or pull cords.
- **MV 100 Rs** - model with air flow regulator and a protecting insect screen.



MV 100 V - model with a round flange (V)



- Fitted with a round connecting flange for mounting with $\varnothing 100$ mm air duct.
- Suitable for direct mounting with VENTS VKO 100 fan.
- **MV 100 Vs** - model with a round flange and a protecting insect screen.



MV 100 VR - model with a round flange and air flow regulator (VR)


- Fitted with a round connecting flange for mounting with \varnothing 100 mm air duct.
- Equipped with a movable flap for air flow regulation.
- Air pass is regulated with a tilt wand or pull cords.
- Suitable for direct mounting with VENTS VKO 100 fan.
- **MV 100 VRs** - model with a round flange, air flow regulator and a protecting insect screen.


MV 100 VU - model with a multi-section flange (VU)


- Equipped with a multi-section connecting flange for mounting with \varnothing 100, 125 mm or 55x110 mm air duct.
- **MV 100 VUs** - model with a multi-section flange and a protecting insect screen.


MV 100 VUR - model with a multi-section flange and air flow regulator (VUR)


- Equipped with a multi-section connecting flange for mounting with \varnothing 100, 125 mm or 55x110 mm air duct.
- Equipped with a movable flap for air flow regulation.
- Air pass is regulated with a tilt wand or pull cords.
- **MV 100 VURs** - model with a multi-section flange, air flow regulator and a protecting insect screen.


Overall dimensions

Model	Dimensions, mm					Air pass, m ²	Fig. no.
	□B	□H	L	L1	Flange (D)		
MV 100	154	110	15	-	-	0,0067	1, 2
MV 100 R	154	110	15	-	-	0,0049	1, 2
MV 100 V	154	110	15	45	100	0,004	1, 3
MV 100 VR	154	110	15	45	100	0,0037	1, 3
MV 100 VU	154	110	15	39	100, 125, 55x110	0,0067	1, 4
MV 100 VUR	154	110	15	39	100, 125, 55x110	0,0049	1, 4

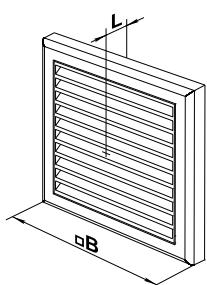


Fig. 1

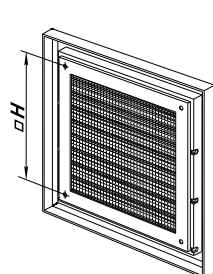


Fig. 2

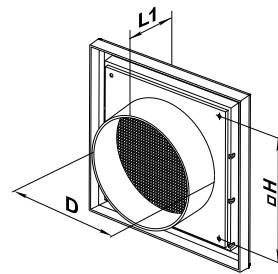


Fig. 3

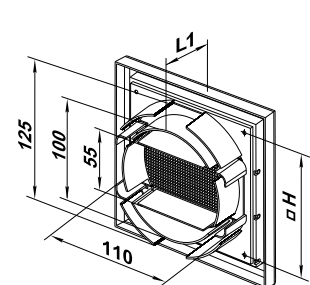


Fig. 4