
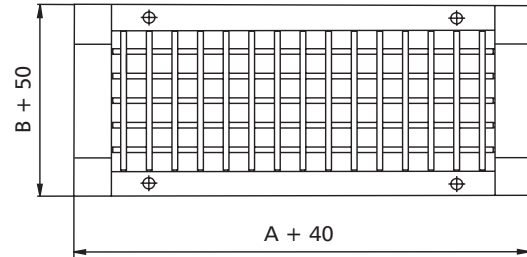


Square air grille for round spiral ducts



Dimensions

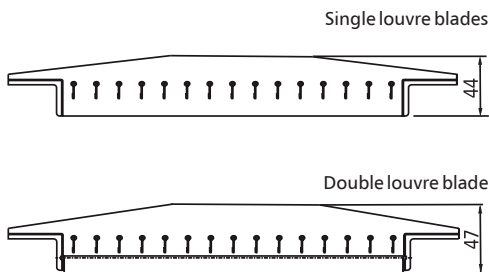


Description

air supply/exhaust grilles are installed directly and lengthwise on the round ducts and fastened with screws. The grille has been designed so that the bezel flange fits tightly to the round surface of the duct, whatever the duct diameter. The grille is made of galvanized steel sheet without tack or seam welds. As a result, it requires no anti-corrosion protection and its finish matches that of the ductwork. The grille can be optionally fitted with single or double louvre blades positioned horizontally and vertically. The louvre blade angle is adjusted manually. The air grille can also be fitted with the sliding angle damper.

The grille can be finished by powder coating in any RAL colour.

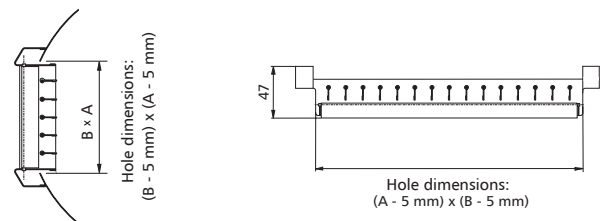
SGR grille versions



Available materials

Dimensions A x B (mm)	Min. duct size (mm)	Max. duct size (mm)	Area (m ²)	Weight -0 of (kg)	Weight -1 (kg)
325x75	160	400	0.024	0.9	1.2
425x75	160	400	0.032	1.1	1.4
525x75	160	400	0.039	1.3	1.7
625x75	160	400	0.047	1.5	1.9
825x75	160	400	0.062	1.7	1.9
325x125	250	900	0.040	1.3	1.7
425x125	250	900	0.053	1.5	1.8
525x125	250	900	0.066	1.7	2.0
625x125	250	900	0.078	2.1	2.4
825x125	250	900	0.103	2.5	3.0
325x225	500	900	0.073	1.9	2.4
425x225	500	1400	0.096	2.7	3.0
525x225	500	1400	0.118	3.1	3.4
625x225	500	1400	0.141	3.4	3.7
825x225	500	1400	0.186	4.8	5.1

Dimension of the installation



Square air grille for round spiral ducts

Technical specifications

Selection table

Air flow (m ³ /h)	A x B	425 x 75	525 x 75	625 x 75	425 x 125	525 x 125	625 x 125	425 x 225	525 x 225	625 x 225	825 x 225
	Pole (m ²)	0,0130	0,0160	0,0190	0,0250	0,0310	0,0370	0,0490	0,0610	0,0730	0,0970
200	X (m)	5,1	4,6								
	L _A (dB)	24	20								
	Pt (Pa)	12	8								
250	X (m)	6,4	5,7	5,3							
	L _A (dB)	29	25	22							
	Pt (Pa)	19	12	9							
300	X (m)	7,6	6,9	6,3	5,5						
	L _A (dB)	33	29	26	21						
	Pt (Pa)	27	18	13	7						
350	X (m)	8,9	8	7,4	6,4	5,8					
	L _A (dB)	37	33	30	24	20					
	Pt (Pa)	37	24	17	10	6					
400	X (m)	10,2	9,2	8,4	7,3	6,6	6				
	L _A (dB)	40	36	33	28	23	20				
	Pt (Pa)	48	32	23	13	8	6				
450	X (m)	11,5	10,3	9,5	8,3	7,4	6,8				
	L _A (dB)	43	39	36	31	26	23				
	Pt (Pa)	61	40	29	17	11	8				
500	X (m)		11,5	10,5	9,2	8,2	7,6	6,6			
	L _A (dB)		42	38	33	29	25	20			
	Pt (Pa)		50	35	20	13	9	5			
600	X (m)			12,6	11	9,9	9,1	7,9	7,1		
	L _A (dB)			43	38	33	30	24	20		
	Pt (Pa)			51	29	19	13	8	5		
700	X (m)				12,9	11,5	10,6	9,2	8,2	7,5	
	L _A (dB)				41	37	34	28	24	20	
	Pt (Pa)				40	26	18	10	7	5	
800	X (m)				14,7	13,2	12,1	10,5	9,4	8,6	
	L _A (dB)				45	40	37	31	27	24	
	Pt (Pa)				52	34	24	14	9	6	
900	X (m)					14,8	13,6	11,8	10,6	9,7	8,4
	L _A (dB)					43	40	34	30	26	21
	Pt (Pa)					43	30	17	11		
1 000	X (m)						15,1	13,1	11,8	10,8	9,3
	L _A (dB)						42	37	33	29	23
	Pt (Pa)						37	21	14	10	5
1 200	X (m)							15,7	14,1	12,9	11,2
	L _A (dB)							41	37	33	28
	Pt (Pa)							31	20	14	
1 400	X (m)							18,4	16,5	15,1	13,1
	L _A (dB)							45	41	37	32
	Pt (Pa)							42	27	19	11
1 600	X (m)								18,8	17,2	14,9
	L _A (dB)								44	40	35
	Pt (Pa)								35	24	14
1 800	X (m)									19,4	16,8
	L _A (dB)									43	38
	Pt (Pa)									31	18
2 000	X (m)										18,7
	L _A (dB)										40
	Pt (Pa)										22

P_t(Pa) — pressure drop

L_A(dB(A)) — sound pressure level